



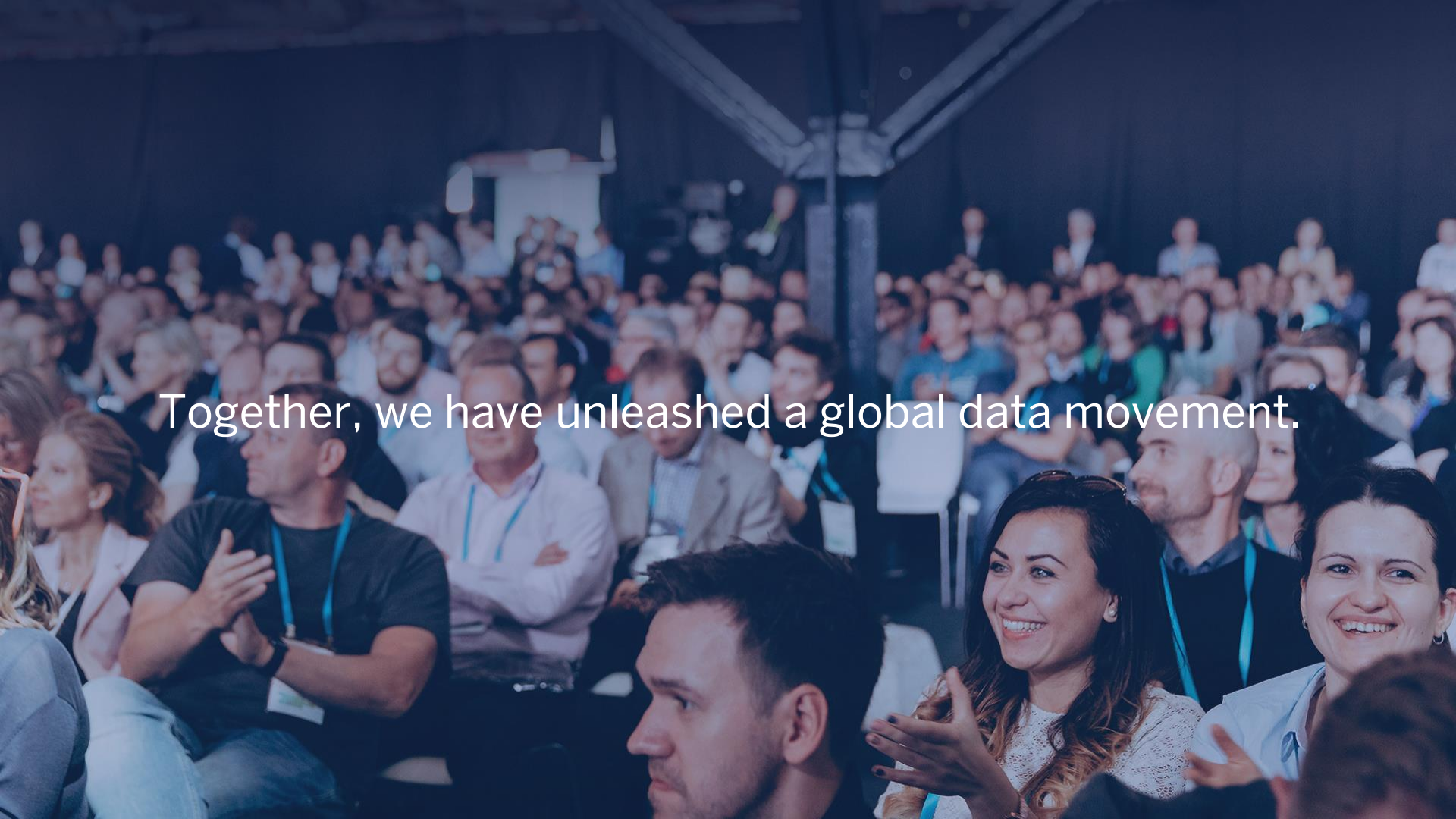
# DATA DAY OUT

# Taking Analytics to the Next Level

Francois Ajenstat

Chief Product Officer, Tableau

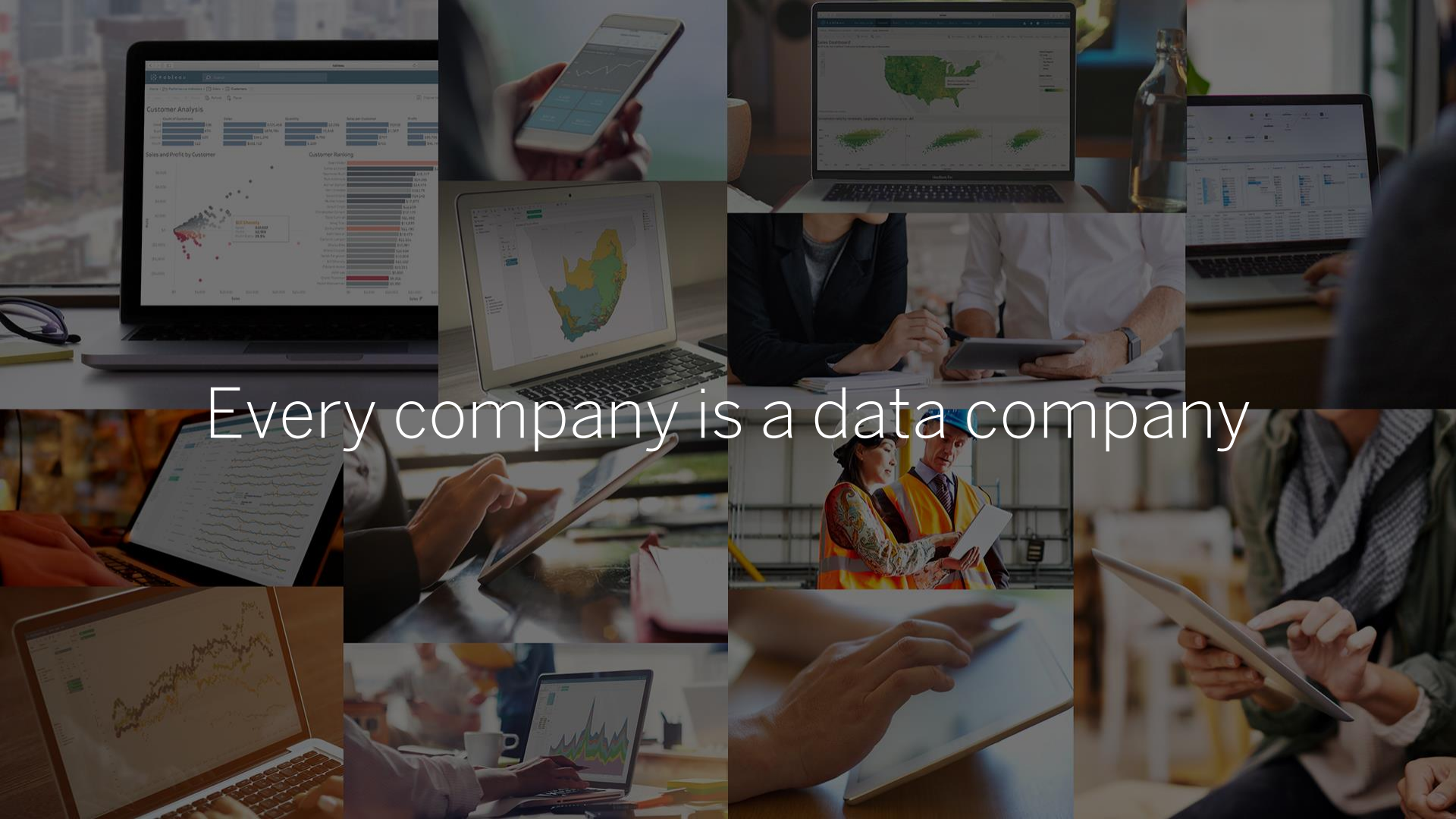
@ajenstat



Together, we have unleashed a global data movement.



We help **people** see and understand data



Every company is a data company

## INTERACT



Security &  
Compliance

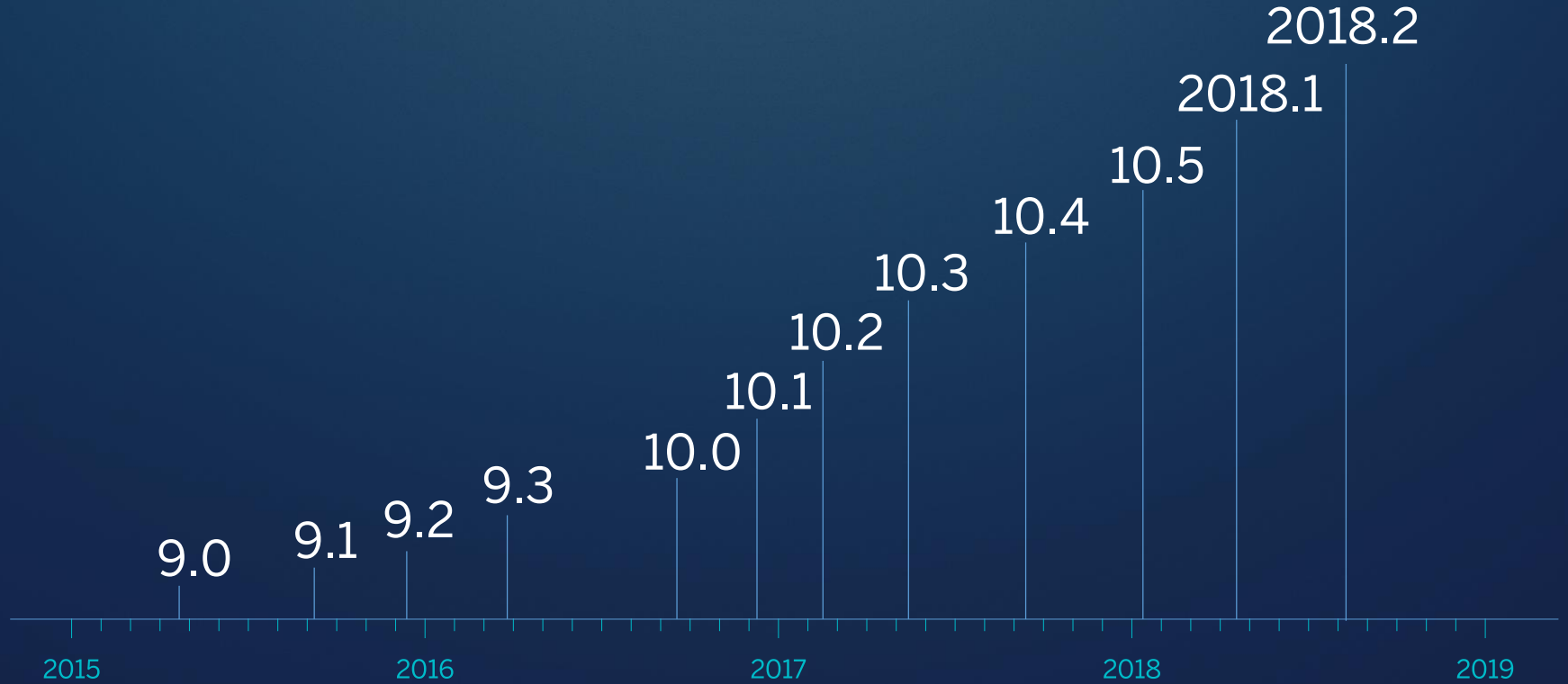


Extensibility  
& APIs

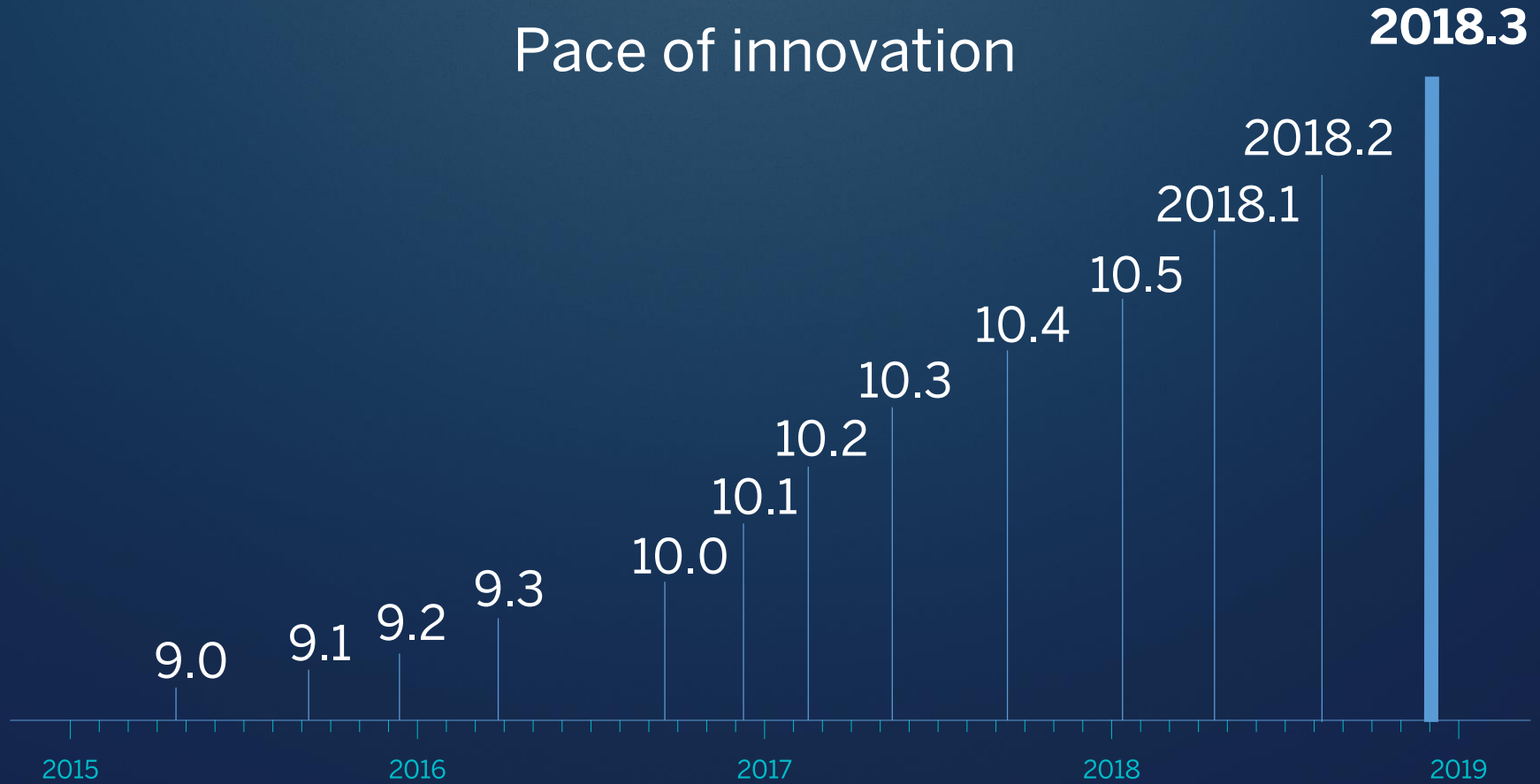
## DEPLOYMENT



# Pace of innovation



# Pace of innovation





# 100+ New Features

Connect to data on the web

Dashboard Starters

Step and Jump Lines

Dual-axis mapping improvements

Hierarchy filtering improvements

Viz in tooltip improvements

SQL Server spatial data

WCAG 2.0 conformant toolbars

Additional clustering functionality

Analytical object guidance

Web authoring improvements

Tableau Bridge improvements

Google Sheets

QuickBooks Online

SQL 2016

Presto

Cisco Information Service

MemSQL

Kognitio

Tableau Streaming

Cross Data Source Filter

Custom Territories

Search Data Highlighter

Radial Distance Units

Mark Sizing in Axis Units

Map Data Legend

Table Calculations Update

Expressions in LOD Dimensionality

Single Signed In

Groups in Calculations

Beautiful new UI and defaults

Global Formatting

Seamless Titles

Faster Workbook Load

Story Points Performance

Continuing Performance

Deploy via Amazon Web Services, Microsoft Azure, Google Cloud

Web Dashboard Authoring

Add Published Data Sources to the Web

Viz in Tooltip

Linux

Hyper

Nested projects

Power trendlines

Improved workbook versions

Web authoring improvements

Mobile updates

Mapping updates

Subscription improvements

Box connect

Desktop deployment improvements

Tableau Bridge improvements

Rename workbooks

# In the last 12 months

## 10.5

JANUARY 2018

- **Hyper**  
80% of customers now run Hyper
- **Linux**  
25% of Server installs on Linux
- **Viz in Tooltips**

## 2018.1

APRIL 2018

- **Full web authoring**
- **Tableau Prep**  
9000+ customers
- **MDM Support**  
Airwatch, MobileIron, Blackberry, Intune
- **Dashboard Starters**

## 2018.2

JULY 2018

- **Dashboard Extensions & Gallery**  
25,000+ downloads
- **Tableau Services Manager**  
Web based server administration
- **Collaboration**  
@mention, notifications
- **Spatial Join**

## 2018.3

OCTOBER 2018

- **Set Actions**
- **JDBC Support**
- **Heatmaps**
- **Normalized extracts**



Data is everywhere

2	2/1/02	15	12XX	Highway and Street	1	1 T	Total Construction	MLN\$
2	2/1/02	16	13XX	Sewage and Waste Disposal	1	1 T	Total Construction	MLN\$
2	2/1/02	17	14XX	Water Supply	1	1 T	Total Construction	MLN\$
2	2/1/02	18	15XX	Conservation and Development	1	1 T	Total Construction	MLN\$
2	2/1/02	19	20IX	Manufacturing	1	1 T	Total Construction	MLN\$
2	2/1/02	1	XXXX	Total Construction	0	2 V	Total Private Constructi	MLN\$
2	2/1/02	2	00XX	Residential	0	2 V	Total Private Constructi	MLN\$
2	2/1/02	3	NRXX	Nonresidential	0	2 V	Total Private Constructi	MLN\$
2	2/1/02	4	01XX	Lodging	1	2 V	Total Private Constructi	MLN\$
2	Feb 1 2002	5	02XX	Office	1	2 V	Total Private Constructi	MLN\$
2	2/1/02	6	03XX	Commercial	1	2 V	Total Private Constructi	MLN\$
2	2/1/02	7	04XX	Health Care	1	2 V	Total Private Constructi	MLN\$
2	2/1/02	8	05XX	Educational	1	2 V	Total Private Constructi	MLN\$
2	2/1/02	9	06XX	Religious	1	2 V	Total Private Constructi	MLN\$
2	2/1/02	11	08XX	Amusement and Recreation	1	2 V	Total Private Constructi	MLN\$
2	2/1/02	12	09XX	Transportation	1	2 V	Total Private Constructi	MLN\$
2	2/1/02	13	10XX	Communication	1	2 V	Total Private Constructi	MLN\$
2	2/1/02	14	11XX	Power	1	2 V	Total Private Constructi	MLN\$
2	2/1/02	19	20IX	Manufacturing	1	2 V	Total Private Constructi	MLN\$
2	2/1/02	1	XXXX	Total Construction	0	3 P	Total Public Constructio	MLN\$
2	2/1/02	2	00XX	Residential	0	3 P	Total Public Constructio	MLN\$
2	2/1/02	3	NRXX	Nonresidential	0	3 P	Total Public Constructio	MLN\$
2	2/1/02	5	02XX	Office	1	3 P	Total Public Constructio	MLN\$
2	2/1/02	6	03XX	Commercial	1	3 P	Total Public Constructio	MLN\$
2	2/1/02	7	04XX	Health Care	1	3 P	Total Public Constructio	MLN\$
2	2/1/02	8	05XX	Educational	1	3 P	Total Public Constructio	MLN\$
2	2/1/02	10	07XX	Public Safety	1	3 P	Total Public Constructio	MLN\$
2	2/1/02	11	08XX	Amusement and Recreation	1	3 P	Total Public Constructio	MLN\$

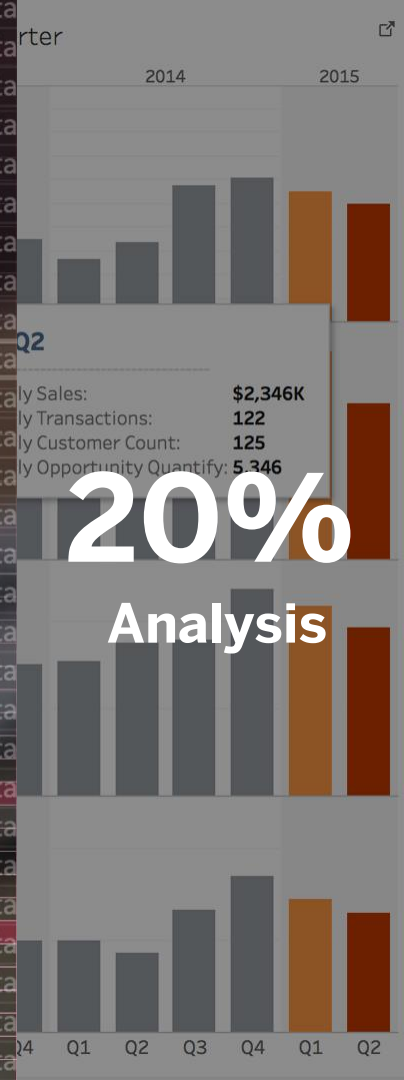
Data is messy

80%

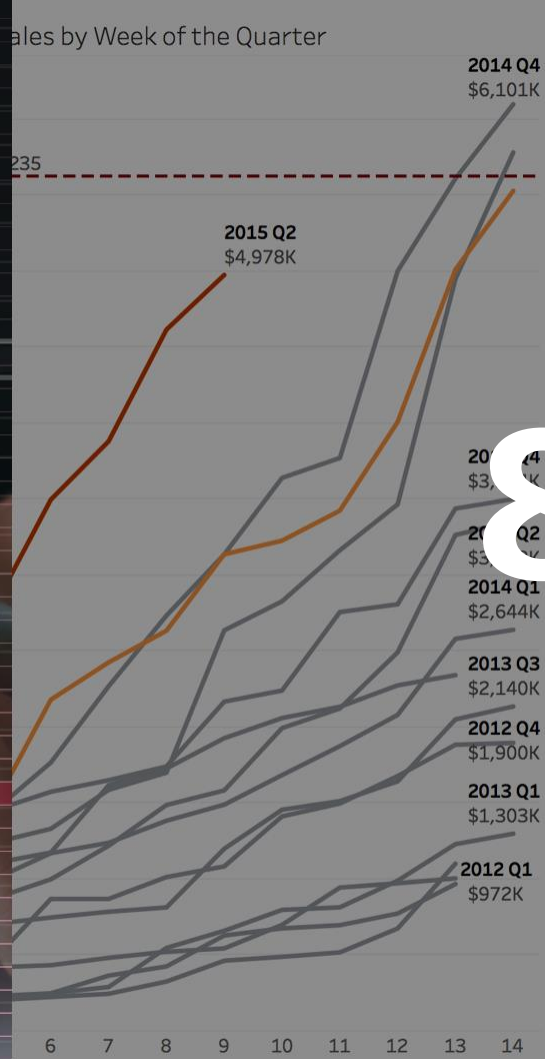
Data Prep

20%

Analysis

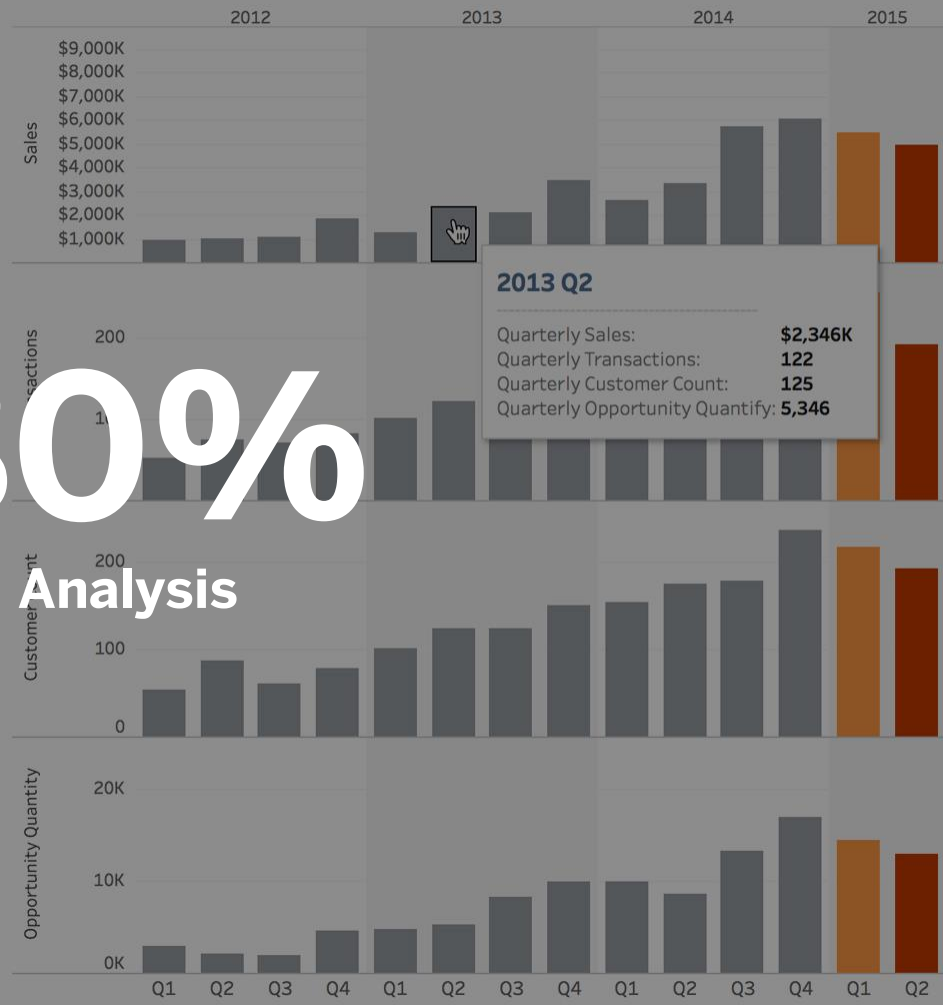


20%  
Data Prep



80%  
Analysis

### Sales Trend by Quarter



# Tableau Prep

Returns (All) Returns

**Orders + Returns** 29 Fields 14K Rows


**Applied Join Clauses** +

All Orders Returns

Product ID = Product ID

**Join Type:** Inner join

Click the graphic to change the join type.



All Orders Returns

**Summary of Join Results**

Click the bar segments to view the included and excluded values.

Mismatched values

	Included	Excluded
All Orders	2,632	13,660
Returns	275	0
Join Result	3,179	

**Unmatched rows excluded from the join results.**  
Number of Rows: **13660**

**All Orders: Unmatched rows excluded from the join results**

#	Table Names	Product ID
0	Orders (South)	FUR-BO-10000112
1	adhoc-mssql2016.test.tsi.l...	FUR-BO-10000330
2	adhoc-mssql2016.test.tsi.l...	FUR-BO-10000468
3	adhoc-mssql2016.test.tsi.l...	FUR-BO-10000711
4		FUR-BO-10000780
5		FUR-BO-10001337
6		FUR-BO-10001519
7		FUR-BO-10001567
		FUR-BO-10001601
		FUR-BO-10001608
		FUR-BO-10001619
		FUR-BO-10001798

Days to Ship	Table Names	Product ID
4	adhoc-mssql2016.test.tsi.lan/Orders/orders_west	OFF-ST-10000129
4	adhoc-mssql2016.test.tsi.lan/Orders/orders_west	OFF-ST-10000129
4	adhoc-mssql2016.test.tsi.lan/Orders/orders_west	OFF-ST-10000129

**Join Clause Recommendations**

# Tableau Prep

Returns (All) Returns

Orders + Returns 29 Fields 14K Rows


**Applied Join Clauses** +

All Orders Returns

Product ID = Product ID

**Join Type:** Inner join

Click the graphic to change the join type.



All Orders Returns

**Summary of Join Results**

Click the bar segments to view the Included and excluded values.

Mismatched values

	Included	Excluded
All Orders	2,632	13,660
Returns	275	0
Join Result	3,179	

Unmatched rows excluded from the join results.  
Number of Rows: 13660

**All Orders: Unmatched rows excluded from the join results**

#	Table Names	Product ID
0	Orders (South)	FUR-BO-10000112
1	adhoc-mssql2016.test.tsi.l...	FUR-BO-10000330
2	adhoc-mssql2016.test.tsi.l...	FUR-BO-10000468
3	adhoc-mssql2016.test.tsi.l...	FUR-BO-10000711
4		FUR-BO-10000780
5		FUR-BO-10001337
6		FUR-BO-10001519
7		FUR-BO-10001567
		FUR-BO-10001601
		FUR-BO-10001608
		FUR-BO-10001619
		FUR-BO-10001798

**Days to Ship** 9

**Table Names** 4

**Product ID** 2K

Days to Ship	Table Names	Product ID
4	adhoc-mssql2016.test.tsi.lan/Orders/orders_west	OFF-ST-10000129
4	adhoc-mssql2016.test.tsi.lan/Orders/orders_west	OFF-ST-10000129
4	adhoc-mssql2016.test.tsi.lan/Orders/orders_west	OFF-ST-10000129

**Join Clause Recommendations**

Visual Direct Smart



Tableau Software liked



**Wale Ilori** @datawailor · Apr 30

Been really busy of late but just installed the new #TableauPrep tool!! OMG!!!  
Genius!!! Love it. #data #Analytics #dataprep #Tableau



**Anthony Brown** @itsantbrown · Jun 29

Creating a data driven culture starts with self service enablement. Tableau Prep enables data prep perfectly. #tableau #selfservice #dataprep Inkd.in/gr7mgFm

Andrew and 2 others liked



**Joshua Milligan** @VizPainter · Apr 24

I'm all for "less time prepping data"

At least I was until @Tableau went and made it fun! #TableauPrep



**Jonathan May** 🇵🇷  
@AchievGapBuster

Follow

Replying to @lukestanke

For a data neanderthal like myself,  
#tableauprep has already changed  
my life in less than 24hrs.

1:42 PM - 25 Apr 2018



**Think.Design.Make.**  
@Ipierik

Follow

Replying to @Biztory @tableau

Create cross-join....✓, wildcard union....✓,  
extract part of file name for date conversion....  
✓, data cleansing....✓! Really cool product  
#tableauprep

9:15 AM - 24 Apr 2018

# MONTHLY RELEASE CADENCE

**Coordinated pivot**

**Presto, Hive, Spark, Snowflake  
connectors**

**Wildcard union on sub-tables**

**Faster step renaming**

**Simpler merging fields names**

**Column stability after  
renaming**

**Table loading feedback**

**Statistical file connector**

**Faster table drag and drop on  
slow connections**

# Tableau Prep Demo

Returns (All) Returns

Orders + Returns 29 Fields 14K Rows


**Applied Join Clauses**

All Orders Returns

Product ID = Product ID

**Join Type:** Inner join

Click the graphic to change the join type.



All Orders Returns

**Summary of Join Results**

Click the bar segments to view the included and excluded values.

Mismatched values

	Included	Excluded
All Orders	2,632	13,660
Returns	275	0
Join Result	3,179	

Unmatched rows excluded from the join results.  
Number of Rows: 13660

**All Orders: Unmatched rows excluded from the join results**

#	Table Names	Product ID
0	Orders (South)	FUR-BO-10000112
1	adhoc-mssql2016.test.tsi.l...	FUR-BO-10000330
2	adhoc-mssql2016.test.tsi.l...	FUR-BO-10000468
3	adhoc-mssql2016.test.tsi.l...	FUR-BO-10000711
4		FUR-BO-10000780
5		FUR-BO-10001337
6		FUR-BO-10001519
7		FUR-BO-10001567
		FUR-BO-10001601
		FUR-BO-10001608
		FUR-BO-10001619
		FUR-BO-10001798

Days to Ship	Table Names	Product ID
4	adhoc-mssql2016.test.tsi.lan/Orders/orders_west	OFF-ST-10000129
4	adhoc-mssql2016.test.tsi.lan/Orders/orders_west	OFF-ST-10000129
4	adhoc-mssql2016.test.tsi.lan/Orders/orders_west	OFF-ST-10000129

Join Clause Recommendations



We help **people** see and understand data



**Analyst**



**Analyst**



**Consumer**

## Deliver more analytical richness:

Enable analysts to answer more questions from data



**Analyst**



**Consumer**

## Deliver more analytical richness:

Enable analysts to answer more questions from data



**Analyst**



## Drive engagement:

Enable analysts to deliver more engaging content



**Consumer**



## Deliver more analytical richness:

Enable analysts to answer more questions from data



Analyst



## Drive engagement:

Enable analysts to deliver more engaging content



Consumer

## Lower the barrier to analytics:

Enable more people to answer more questions, more easily

## Deliver more analytical richness:

Enable analysts to answer more questions from data



## Drive engagement:

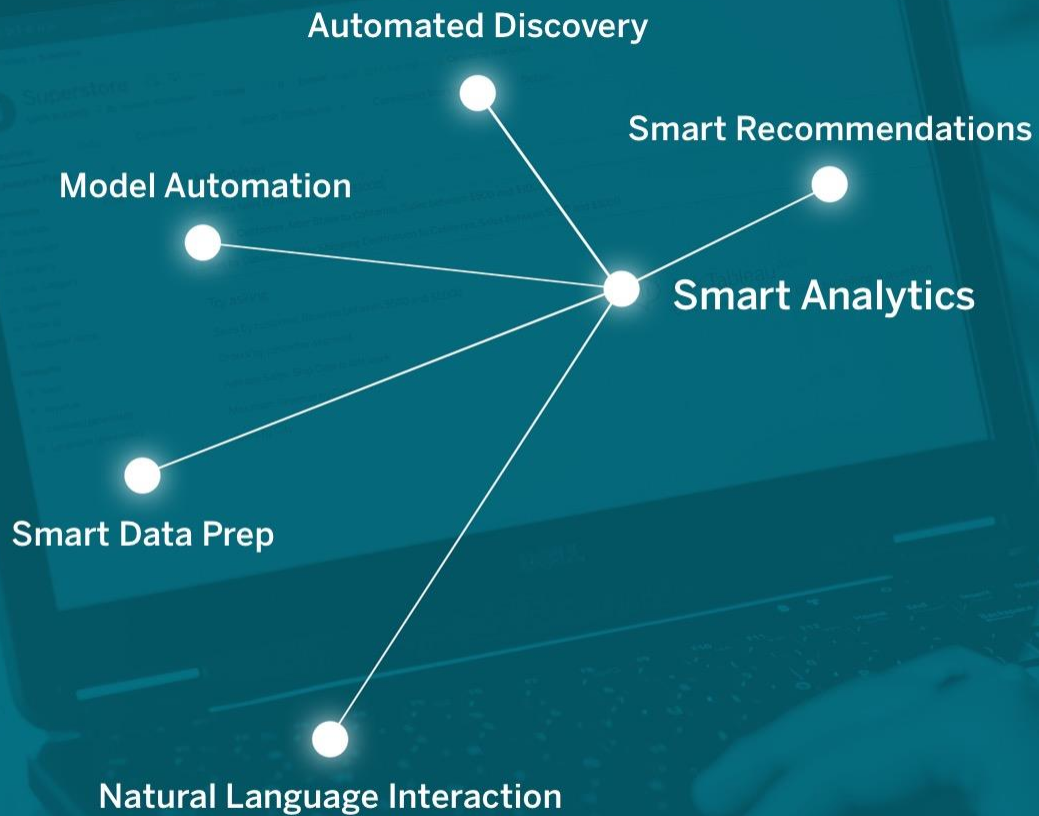
Enable analysts to deliver more engaging content



Consumer

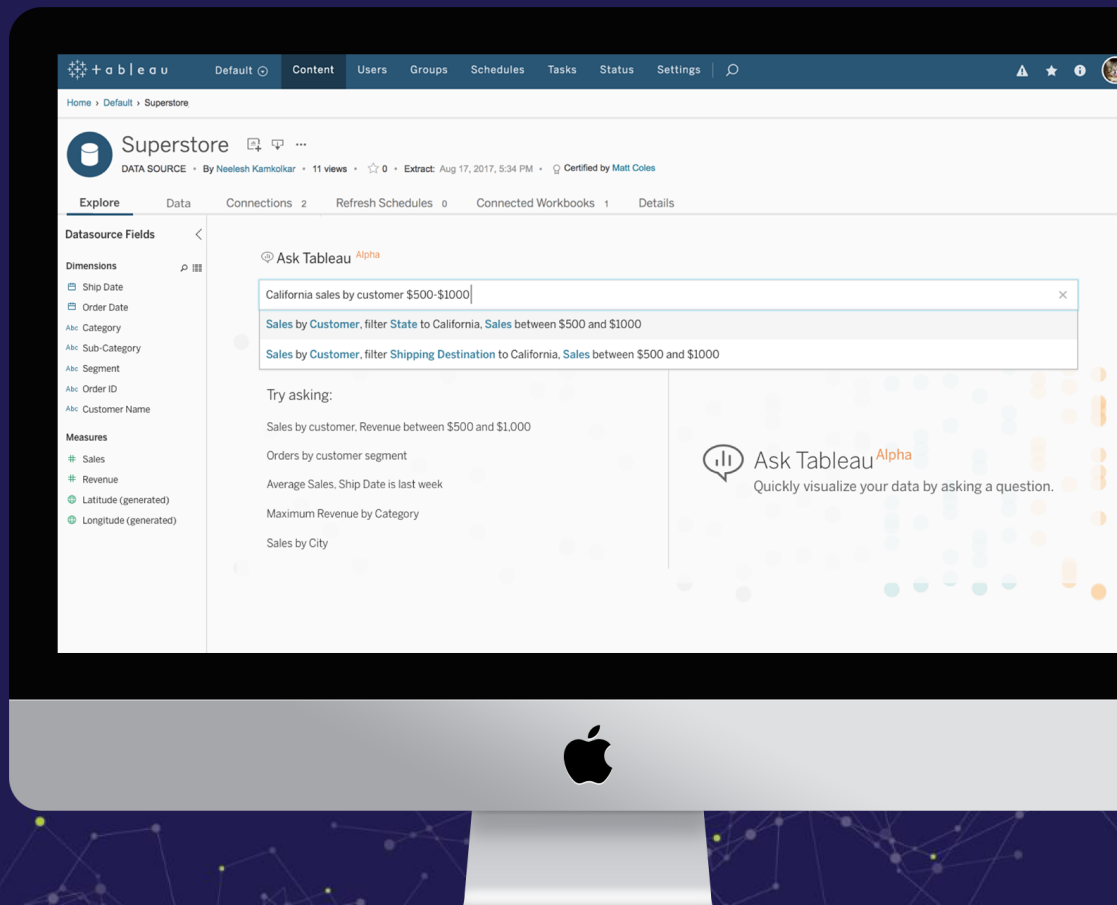
## Lower the barrier to analytics:

Enable more people to answer more questions, more easily



# Ask Data

- Easy
- Powerful
- Smart
- Integrated



## Deliver more analytical richness:

Enable analysts to answer more questions from data



## Drive engagement:

Enable analysts to deliver more engaging content



Consumer

## Lower the barrier to analytics:

Enable more people to answer more questions, more easily



**I ❤️ DATA**



# DATA DAY OUT